

**SMR 6406 TS J****Thru Beam**

Photoelectric Sensors

**Compatible Transmitter:**

SMT 6000 TS J



Product Data	
Function	Receiver
Operation Mode	Thru Beam
Supply Voltage	10 - 32 V dc
Connection	4 pin, M12 plug
Sensing Range	6 m
Output	NPN/PNP
Output Status	N.O.
Housing Material	Stainless Steel
Housing	M12 x 1

Technical Data	
Supply Voltage	10 - 32 V dc
Voltage Ripple	15 %
Reverse Polarity Protected	Yes
Short Circuit Protected	Yes
Current Consumption	Max. 320 mW
Max. Output Load	100 mA
Max. Residual Voltage	2,5 V
Max. Operation Frequency	100 Hz
Response Time $t_{on} / t_{off}$	5 ms / 5 ms
Output Indicator	Yellow LED
Hysteresis	Approx. 30 %
Opening Angle	+/- 6°
Housing Material, Front Lens	Polycarbonate
Housing Material, Sensor Housing	Stainless Steel (AISI 316 / 1.4401)
Cable	3/4 x 0,14 mm <sup>2</sup>
Cable Sleeve	PVC Ø 4,0 mm

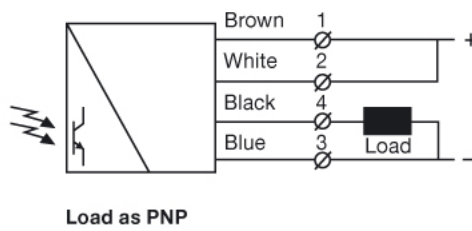
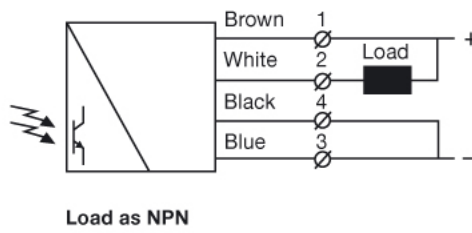
**Environmental Data**

Vibration	10 - 55 Hz, 0.5 mm
Shock	30 g
Operation Temperature	-20 to +60 °C
Storage Temperature	-40 to +80 °C
Sealing Class	IP 67
Light Immunity 5°	> 50 000 lux

**Approvals**



**Wiring Diagram**



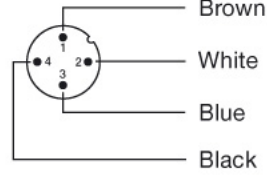
Connections

4 pin, M12

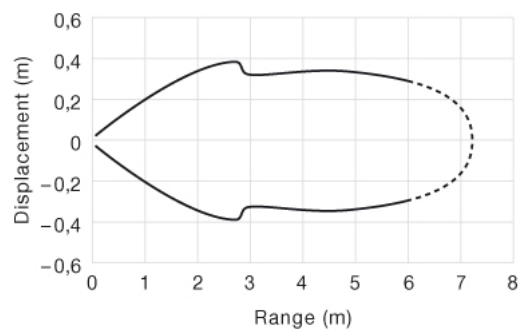
Sensor Plug  
(Male)



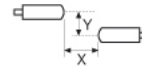
Cable Plug  
(Female)



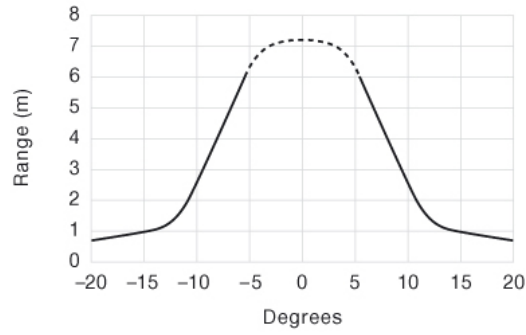
Parallel Displacement



SMT 6000 and SMR 6x06



Angular Displacement



SMR 6x06



Dimensions

