

# SPBS 2500 J

## Background Suppression

Photoelectric Sensors



Product Data	
Function	Both
Operation Mode	Background Suppression
Supply Voltage	10 - 30 V dc
Control Feature	Range potentiometer and light/dark switch
Connection	0.2m cable, 4pin, M12 plug
Sensing Range	0,5 m
Output	PNP
Output Status	N.C./N.O.
Light Source	Infrared (880 nm)
Housing Material	Plastic
Housing	17 x 50 x 50

Technical Data	
Supply Voltage	10 – 30 V dc
Voltage Ripple	+/- 15 %
Reverse Polarity Protected	Yes
Short Circuit Protected	Yes
Current Consumption	< 65 mA
Max. Operation Frequency	250 Hz
Response Time ton / toff	2 ms / 2 ms
Output, Relay	1 open / 1 close, 240 V ac / 2 A
Output, Transistor	200 mA / 30 V dc
Power On Indicator	Green LED
Output Indicator	Yellow LED
Signal Status Indicator	Red LED
Hysteresis	3 – 10 %
Light Source	Infrared (880 nm)
Opening Angle	+/- 5°

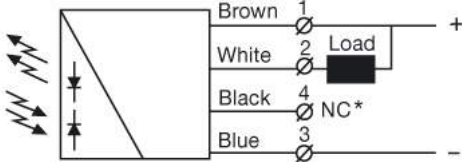
Emission Angle	+/- 1,5°
Housing Material, Front Lens	Polycarbonate
Housing Material, Sensor Housing	Polycarbonate / ABS
Cable	4 x 0,20 mm <sup>2</sup>
Cable Sleeve	PVC Ø 4,9 mm

Environmental Data	
Vibration	10 – 55 Hz, 0.5 mm
Shock	30 g
Operation Temperature	-20 to +55 °C
Storage Temperature	-40 to +80 °C
Sealing Class	IP 67
Light Immunity 15'	25 000 lux

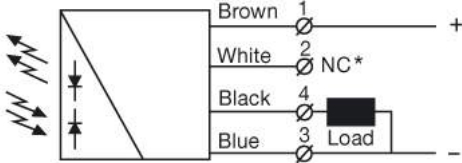
**Approvals**



**Wiring Diagram**



\* Do not connect black wire  
**Load as NPN**



\* Do not connect white wire  
**Load as PNP**

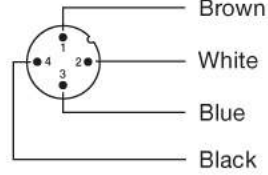
Connections

4 pin, M12

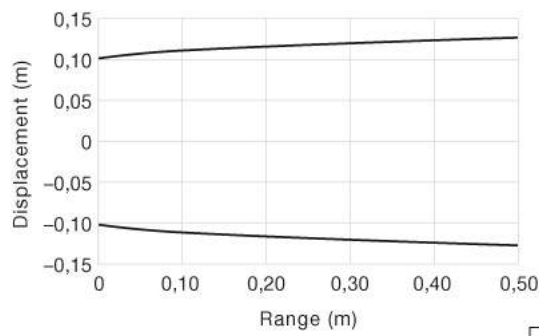
Sensor Plug  
(Male)



Cable Plug  
(Female)



Parallel Displacement



SPBS 2x00



## Dimensions

