

SMR 9220 TS 0.1-J5

Thru Beam

Photoelectric Sensors

Compatible Transmitter:

SMT 9020C TS 0.1-J5



Product Data	
Function	Receiver
Operation Mode	Thru Beam
Supply Voltage	10 - 30 V dc
Connection	0.1 m cable with 5 pin, M12
Sensing Range	20 m
Output	PNP
Output Status	N.C.
Housing Material	Stainless Steel
Housing	M18 x 1

Technical Data	
Supply Voltage	10 - 30 V dc
Voltage Ripple	15 %
Reverse Polarity Protected	Yes
Short Circuit Protected	Yes
Current Consumption	40 mA
Max. Output Load	100 mA
Max. Residual Voltage	2,5 V
Max. Operation Frequency	20 Hz
Response Time ton / toff	25 ms / 25 ms
Output Indicator	Yellow LED
Hysteresis	Approx. 20 %
Opening Angle	+/- 7°
Housing Material, Front Lens	Polycarbonate
Housing Material, Sensor Housing	Stainless Steel (AISI 316 / 1.4401)
Cable	5 x 0,14 mm ²
Cable Sleeve	PVC Ø 4,9 mm
Channel N°	Selectable 4 channels

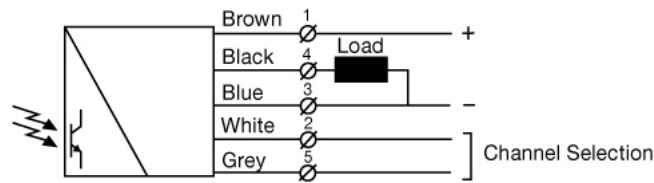
Environmental Data

Vibration	10 - 55 Hz, 0,5 mm
Shock	30 g
Operation Temperature	-20 to +60 °C
Storage Temperature	-40 to +80 °C
Sealing Class	IP 69K
Light Immunity 5°	> 10 000 lux
Light Immunity 20°	> 100 000 lux

Approvals



Wiring Diagram



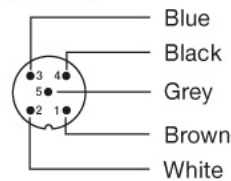
Connections

5 pin, M12

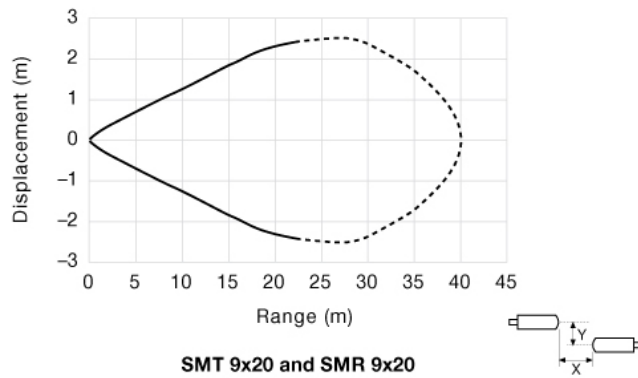
Sensor Plug
(Male)



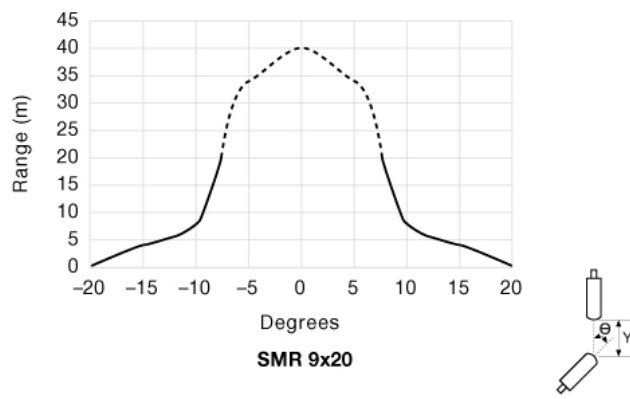
Cable Plug
(Female)



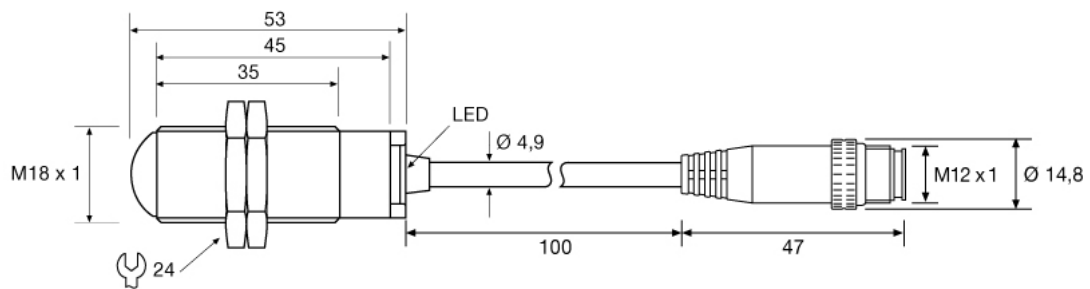
Parallel Displacement



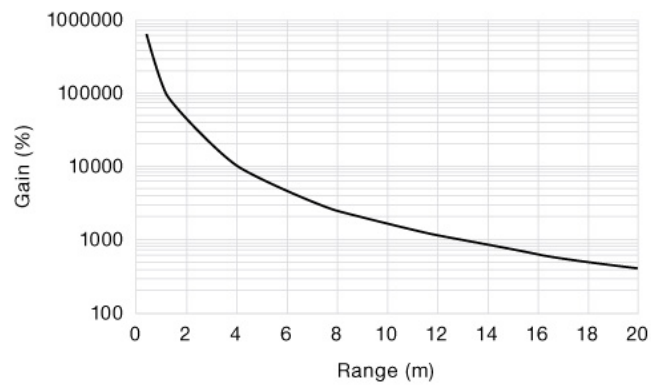
Angular Displacement



Dimensions



Excess Gain



SMT 9020 and SMR 9x2x