SMR 7607 TS J

Thru Beam

Photoelectric Sensors

Compatible Transmitter:

SMT 7000 TS J

Product Data	
Function	Receiver
Operation Mode	Thru Beam
Supply Voltage	10 - 30 V dc
Control Feature	Sensitivity pot. and light/dark switch
Connection	4 pin, M12 plug
Sensing Range	7 m
Output	NPN/PNP
Output Status	N.C./N.O.
Housing Material	Stainless Steel
Housing	M18 x 1

Technical Data	
Supply Voltage	10 - 30 V dc
Voltage Ripple	15 %
Reverse Polarity Protected	Yes
Short Circuit Protected	Yes
Current Consumption	15 mA
Max. Output Load	120 mA / 30 V dc
Max. Residual Voltage	2 V
Max. Operation Frequency	1000 Hz
Response Time ton / toff	0,5 ms / 0,5 ms
Power On Indicator	Green LED
Output Indicator	Yellow LED
Hysteresis	Approx. 15 - 20 %
Opening Angle	+/- 6°
Housing Material, Front Lens	Polycarbonate
Housing Material, Sensor Housing	Stainless Steel (AISI 316 / 1.4401)
Cable	4 x 0,14 mm²

COPYRIGHT © TELCO SENSORS. ALL RIGHTS RESERVED. SPECIFICATIONS SUBJECT TO CHANGE WITHOUT NOTICE.

Cable Sleeve	PVC Ø 4,0 mm

Environmental Data	
Vibration	10 - 55 Hz, 0,5 mm
Shock	30 g
Operation Temperature	-20 to +60 °C
Storage Temperature	-40 to +80 °C
Sealing Class	IP 67
Light Immunity 5˚	> 20 000 lux

Approvals

CE

Wiring Diagram

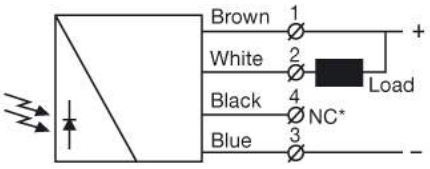

*Do not connect black wire
Load as NPN

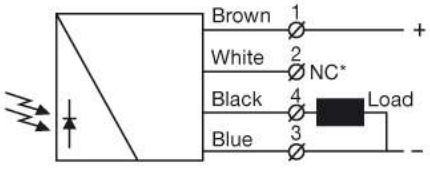

*Do not connect white wire
Load as PNP

COPYRIGHT © TELCO SENSORS. ALL RIGHTS RESERVED. SPECIFICATIONS SUBJECT TO CHANGE WITHOUT NOTICE.

Connections

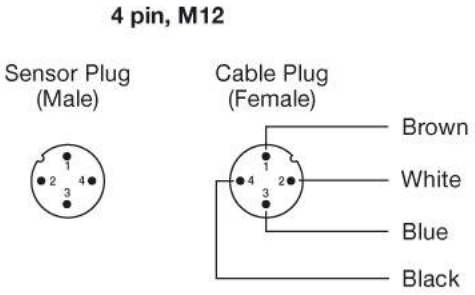

Parallel Displacement

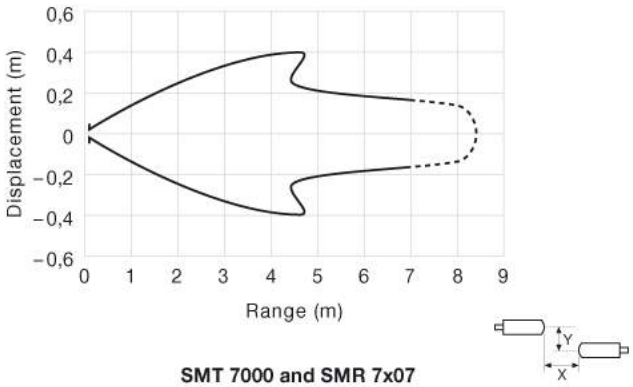

SMT 7000 and SMR 7x07

COPYRIGHT © TELCO SENSORS. ALL RIGHTS RESERVED. SPECIFICATIONS SUBJECT TO CHANGE WITHOUT NOTICE.

Angular Displacement

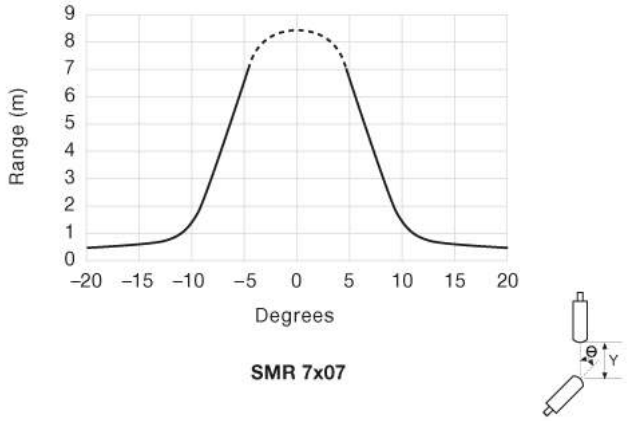

Dimensions

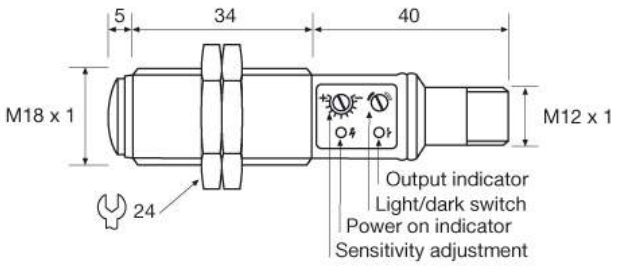

COPYRIGHT © TELCO SENSORS. ALL RIGHTS RESERVED. SPECIFICATIONS SUBJECT TO CHANGE WITHOUT NOTICE.